
2025
givepower®
ILLUMINATING
NEW HORIZONS
2025 ANNUAL REPORT



LETTER FROM THE CEO

A YEAR OF TREMENDOUS GROWTH

Dear Friends,

When reliable power reaches a community, everything changes. Contaminated water is purified, clinics operate round-the-clock, classrooms can offer digital learning, and farmers can process and preserve what they grow. In 2025, we saw that transformation, again and again.

Together, we improved 527,321 more lives this year, a 26% increase over 2024. We completed 42 solar projects and expanded into Honduras, Indonesia, Madagascar and Sierra Leone. In Madagascar, eight clinics now reliably serve 127,000 people. We opened our first Solar Water Farm in Tanzania and expanded safe water access to 265,540 more people. Across 26 Treks, the lives of 245 Trekkers and 43,700 more people they helped were changed. Nearly 80% of our 158 team members live in the communities we serve, and that local ownership is what makes this work last.

Thank you for powering what's possible.

Hayes Barnard, Founder & CEO, GivePower



THE MISSION

Our mission is to **electrify** the world with **clean energy** and provide greater health, economic and educational opportunities in **developing regions** that need them most.

We value **Community, Vision & Impact.**

2025

OUR APPROACH

CLEAN ENERGY, LASTING CHANGE
BUILT WITH THE COMMUNITIES WE SERVE

Access to reliable power is foundational for thriving communities. Since 2013, GivePower has deployed **2,730 solar projects** in **32 countries** improving the lives over **2.6 million people.** Our projects focus on meeting four basic human needs.



2025

SINCE 2013

IGNITING 12 YEARS OF IMPACT

MOBILIZED	INSTALLED	POWERED	OPERATING	BUILT ACROSS
1,455	245	2,466	17	32
PEOPLE ON TREK INSTALLS	LARGE SOLAR SYSTEMS	SCHOOLS	SOLAR WATER FARMS	COUNTRIES

POSITIVELY TRANSFORMING

2,647,106

LIVES AROUND THE WORLD


2025
TOGETHER, THIS YEAR
WE MEANINGFULLY IMPROVED
527,321
MORE LIVES
A 26% increase over 2024

2025

FY2025 HIGHLIGHTS

FROM PROJECTS TO PEOPLE, DELIVERING SUSTAINABLE TRANSFORMATION

42 New Projects Completed Across Three Distinct Programs

14
SOLAR IMPACT PROJECTS

26
GIVEPOWER TREKS

2
SOLAR WATER FARMS

2025

2025 GLOBAL IMPACT

EXPANDED INTO 4 NEW COUNTRIES

NORTH AMERICA

Bahamas
Canada
Haiti
USA

LATIN AMERICA

Brazil
Colombia
Honduras
Mexico
Nicaragua
Puerto Rico



Current Countries
New Country Expansion in 2025

ASIA

Indonesia
Myanmar
Nepal
Philippine Islands

AFRICA

Angola
Botswana
Burkina Faso
DRC
Ethiopia
Ghana
Kenya
Madagascar
Malawi
Mali
Mozambique
Nigeria
Senegal
Sierra Leone
Tanzania
Uganda
Zambia
Zimbabwe

2025

WHERE WE WORK

A GROWING MOVEMENT POWERED BY PURPOSE

Nearly 80% of our 158 team members live in the communities we serve creating jobs, building skills, and driving ownership.

Kenya	88	Mexico	2
USA	32	Nicaragua	1
Haiti	13	Philippines	1
Colombia	13	Nepal	1
Tanzania	7		



2025

MILESTONES REACHED IN 2025

MAKING A DIFFERENCE TOGETHER



STUDENTS POWERED

14 SOLAR SYSTEMS

In partnership with the University of Texas, University of Southern California, Salisbury School and the Green Program, student-built projects improved the lives of over 28,000 people.

INSTALLED OVER

4.5MW

OF SOLAR SINCE 2013



DISTRIBUTED

479M

LITERS OF SAFE DRINKING WATER SINCE 2018

NOW OPERATING

17

SOLAR WATER FARMS

Across Kenya, Tanzania and Haiti providing safe water access for 1.4M+ people



EDUCATED

5,000+

MORE STUDENTS IN KENYA ON THE IMPORTANCE OF WATER, SANITATION AND HYGIENE

POWERED HEALTHCARE FACILITIES SERVING

174K

PEOPLE ACROSS 6 COUNTRIES IN 2025

2025

2025 GIVEPOWER TREKS

COMPLETED 26 TREKS
TO SERVE 43,700 MORE PEOPLE



NICARAGUA
5 Treks
3,527 People



NEPAL
3 Treks
3,000 People



COLOMBIA
7 Treks
1,630 People



KENYA
9 Treks
29,898 People



PHILIPPINES
2 Treks
5,645 People

GivePower Treks escorted 245 people into rural communities abroad for immersive cultural experiences.
With each Trek, participants live in the community, participate in its traditions, and build a solar project over the course of a week.

2025

PROGRAM SPOTLIGHT: TREK

EXPANDING INTO NICARAGUA

In February, GivePower expanded its Trek program to include Nicaragua as its newest destination. Twenty employees from our founding GivePartner, GoodLeap, participated in local cultural activities as they powered two schools in the Matagalpa region with clean, reliable solar energy. These projects will now ensure that hardworking teachers have the technology they need to help students reach their full potential.



5	40	3,527
TREKS	TRAVELERS	PEOPLE IMPACTED

2025

2025 GIVEPOWER SOLAR IMPACT PROJECTS

SOLAR IMPACT PROJECTS
POSITIVELY IMPACTED ANOTHER 219,201 LIVES

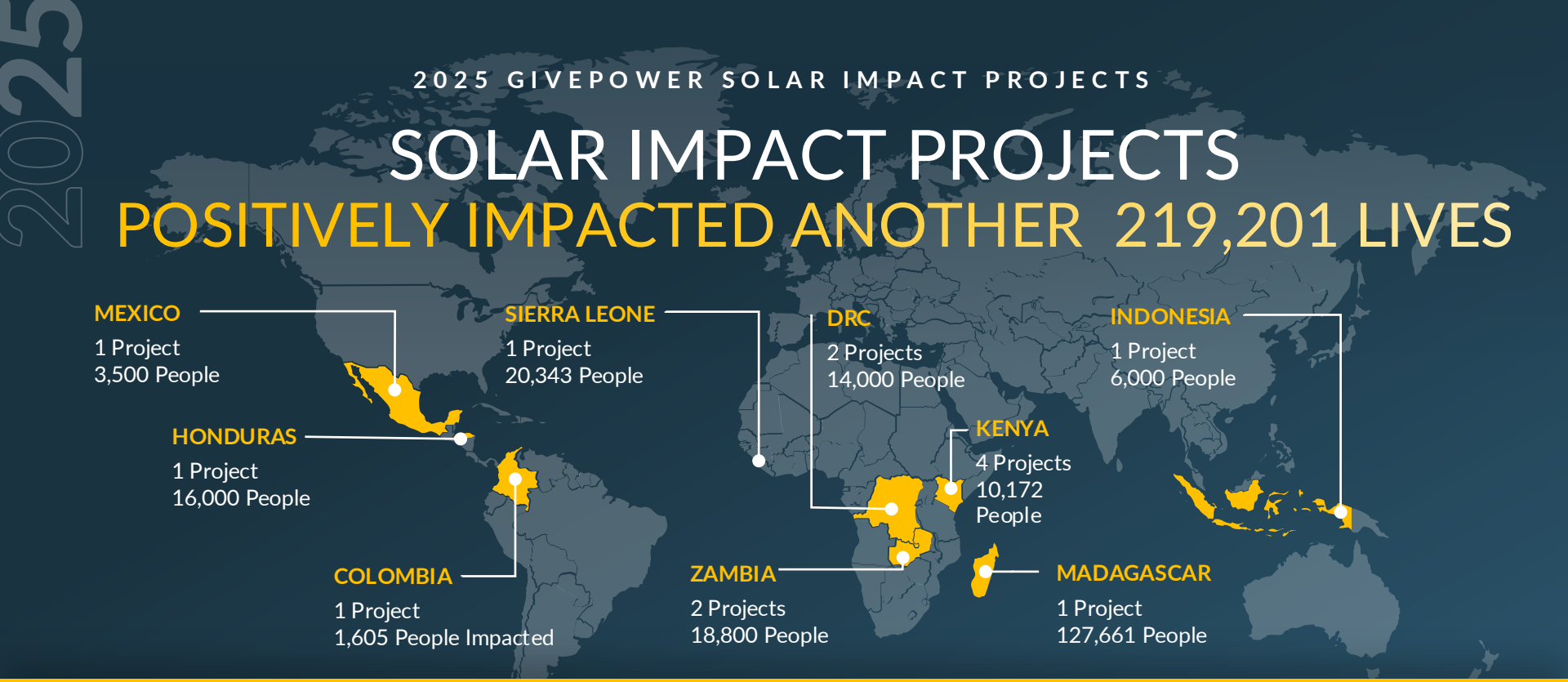

MEXICO
Instituto Superior Intercultural Ayuuk: 3,500

HONDURAS
New Hope Opportunities School: 16,000

COLOMBIA
Cacao Processing Plant: 1,605

SIERRA LEONE
Moriba Town Hospital: 20,343

INDONESIA
Korupun, Danowage and Bina Projects: 6,000

ZAMBIA
Kapichilasenga Microgrid: 14,000
Chigoma Microgrid: 4,800

KENYA
Rose Mwakwere Girls School Water Treatment: 2,918
Ukala School: 2,000

Maasai Mara Conservancies (Phase 3): 1,120
Chindi Water Pump: 5,254

MADAGASCAR
Madagascar Health Posts: 127,661

DRC
Bulenga Hospital: 14,000
Maison Dorcas Community Center (Phase 2)

2025

PROGRAM SPOTLIGHT: SOLAR IMPACT PROJECTS

RELIABLE POWER
ROUND-THE-CLOCK CARE

In the Vatovavy region of Madagascar, doctors and nurses were already doing extraordinary work trying to save lives every day, often without reliable power.

With support from PIVOT Madagascar and in partnership with the Ministry of Health, sustainable electricity now powers lighting and refrigeration for medicines, allowing medical teams to provide critical care more effectively around the clock.

8
CLINICS

127,661
PEOPLE IMPACTED

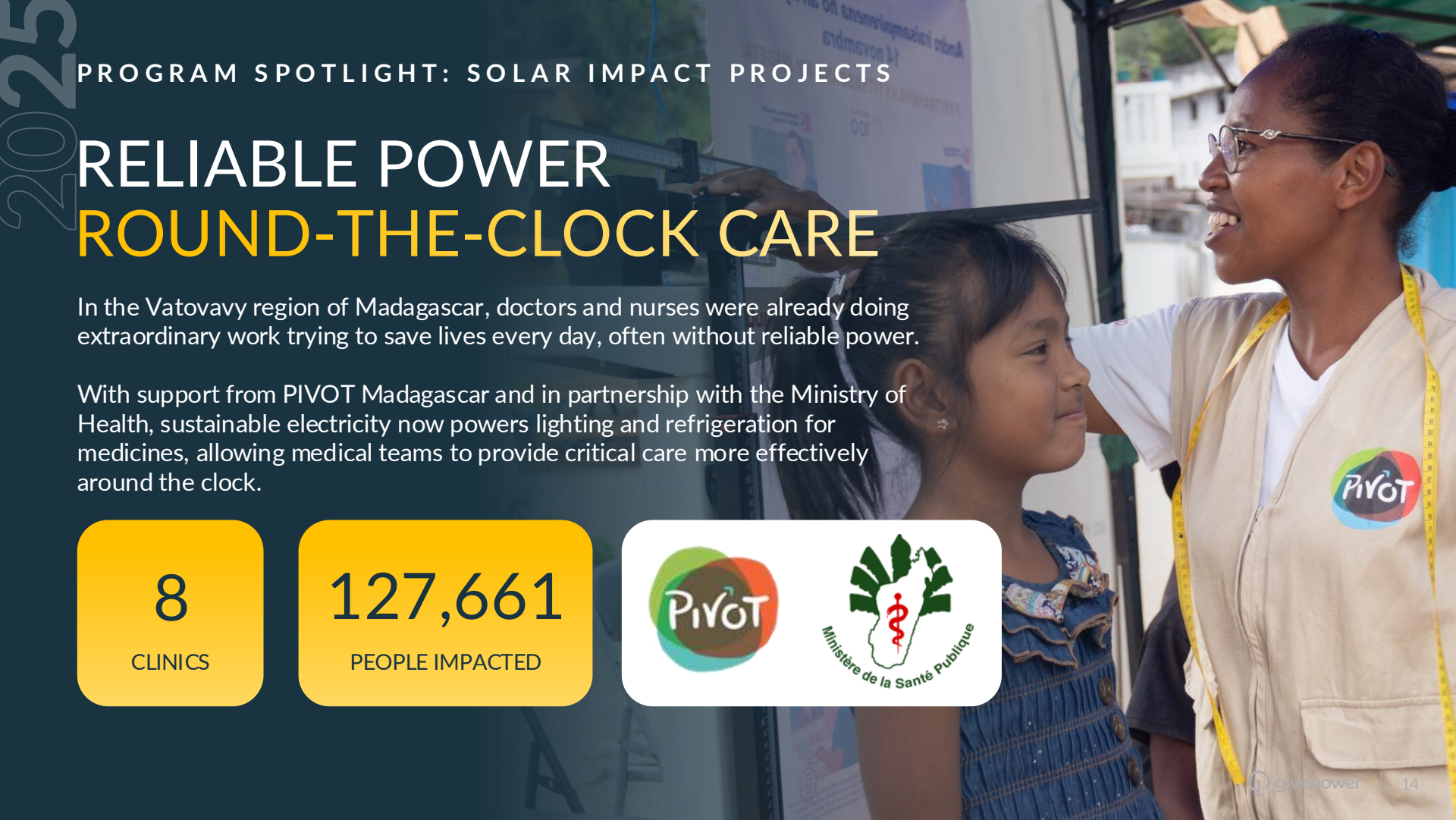

2025

2025 GIVEPOWER SOLAR WATER SOLUTIONS

EXPANDED SAFE WATER ACCESS TO AN ADDITIONAL 265,540 PEOPLE

HAITI

Operating 2 Solar Water Farms
12M Liters Distributed in 2025

TANZANIA

Operating 1 Solar Water Farm
500K Liters Distributed in 2025

KENYA

Operating 14 Solar Water Farms
118M Liters Distributed in 2025



LITERS DISTRIBUTED TO DATE

KIUNGA, KENYA – Max
Liters distributed: 4,148,860

ANSE A GALET, HAITI - Max
Liters distributed: 10,541,782

LIKONI, KENYA – Max
Liters distributed: 13,645,295

BAMBURI, KENYA - Max
Liters distributed: 19,673,284

WOTE, KENYA – Mobi+
Liters distributed: 2,066,027

KITENGELA, KENYA - Max
Liters distributed: 15,652,465

MOKOWE, KENYA - Mobi
Liters distributed: 789,085

MWINGI, KENYA – Mobi+
Liters distributed: 2,373,340

MTONGWE, KENYA - Max
Liters distributed: 11,991,993

POINTE-A-RAQUETTE, HAITI - Mobi+
Liters distributed: 1,296,365

KAJIADO TOWN, KENYA – Mobi+
Liters distributed: 2,181,74

MSHOMORONI, KENYA - Max
Liters distributed: 17,342,076

MAKINDU, KENYA - Mobi
Liters distributed: 3,010,915

MIGADINI, KENYA – Max
Liters distributed: 9,617,796

MTWAPA, KENYA - Max
Liters distributed: 12,359,014

UKUNDA, KENYA - Mobi+
Liters distributed: 2,854,197

NEW SITES DEPLOYED IN 2025

UDOM, TANZANIA – Max
Commissioned: November
119,469 More People Access to Safe Water

ATHI RIVER, KENYA - Max
Commissioned: December
146,071 More People Access to Safe Water

2025

PROGRAM SPOTLIGHT: SOLAR WATER SOLUTIONS

BRINGING SAFE WATER TO TANZANIANS

In November, we opened our first-ever Solar Water Farm in Tanzania! The project is located on the University of Dodoma campus, one of the largest universities in East and Central Africa. Over 35,000 students, 4,000 faculty members and the surrounding community now have reliable access to safe, affordable drinking water. This unique project also offers college students the opportunity to learn about solar energy, water desalination and business operations, preparing the next generation to better address energy and water challenges throughout Africa.

119,469
PEOPLE IMPACTED



2025

PROGRAM SPOTLIGHT: SOLAR WATER SOLUTIONS

A NEW CHAPTER IN ATHI RIVER

A new Solar Water Farm is bringing safe drinking water to Athi River, Kenya! For years, residents of Athi River and neighboring Mlolongo have faced severe water insecurity. Polluted local water sources and limited infrastructure have left many families dependent on costly water deliveries or unsafe alternatives. With the capacity to produce up to 75,000 liters of safe drinking water daily, the Solar Water Farm is expanding access for more than 147,000 people. The project offers a sustainable, long-term solution that can help improve health and create opportunities across both communities.

147,000
PEOPLE IMPACTED





NON-PROFIT PARTNERSHIPS

PARTNERING FOR IMPACT

When Missions Align, Communities Thrive

This year, we proudly powered the work of extraordinary nonprofit partners, amplifying their impact with clean, renewable energy. Together, we lit up schools, clinics and conservation sites around the globe.

World Vision

PIVOT

NEW HOPE OPPORTUNITIES HONDURAS

iluméxico

RESOLVE

PANZI

MISSIONS OF HOPE INTERNATIONAL

BEAST philanthropy

FINANCIALS

FY2025 EXPENSES

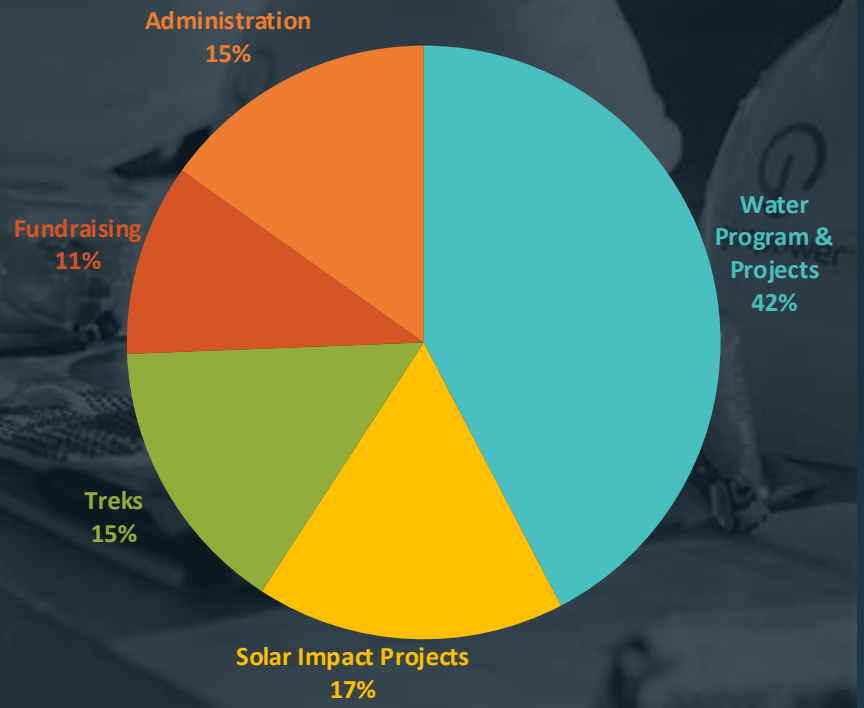

REVENUE	2024	2025	Change
Unrestricted contributions	4,835,330	4,609,341	(225,989)
Restricted contributions	5,211,324	5,338,111	126,787
Total Revenue	**10,046,654**	**9,947,453**	**(99,201)**
EXPENDITURES			
Water Program & Projects	3,798,492	4,569,006	770,515
Solar Impact Projects	1,790,327	1,817,306	26,979
Treks	1,560,184	1,640,294	80,109
Programs*	**7,149,003**	**8,026,606**	**877,603**
% of Total Expenses	73%	74%	1%
Fundraising & Marketing	923,643	1,128,313	204,670
Administration	1,655,459	1,635,581	(19,878)
Fundraising & Support	**2,579,102**	**2,763,894**	**184,792**
% of Total Expenses	27%	26%	(1%)
Total Expenses	9,728,105	10,790,500	1,062,395
Change in Net Assets incl. Capital Costs	318,549	(843,048)	(1,161,597)
*Reconciliation to GAAP Audit**			
Change in Work in Progress	(1,059,715)	(40,850)	
Change in PP&E	780,670	882,914	
Management Reporting/Budget Adjustments	**(279,045)**	**842,064**	
Increase in Net Assets (per Audit, excl. FX)	**39,504**	**(983)**	

*To provide a holistic view of Program Expenses, Work in Progress & other Capital Costs are included
Foreign Exchange translation is excluded, as it is not a pertinent indicator of GivePower's financial situation
2024 amounts updated to agree to the 2024 audited financial statements



WITH GRATITUDE

2025 marked another powerful year of impact. Together with our donors and partners, we delivered clean energy solutions to more communities than ever before.

With your continued support, we are energized to ensure that the benefits of clean energy access continue to expand to those who need them most.

GivePower Foundation 415 East St. Elmo, Suite #1-F1, Austin, TX 78745
www.givepower.org