



givepower®

ANNUAL REPORT

2 0 2 3





MISSION & VALUES

Our mission is to electrify the world with clean energy, and provide greater health, economic and educational opportunities for developing regions that need them most.

COMMUNITY | VISION | IMPACT

A MESSAGE FROM HAYES

The idea for GivePower came to me during a visit to Mali, Africa, in 2009. I had taken my team there to find a greater sense of gratitude and purpose in the middle of the Great Recession. Working at a financing company at the time, we saw the economic challenges our country faced. I hoped the shared experience of trekking to that remote village of Zerebugu to build a school would bring much-needed perspective for me and our team. What I didn't know was how profoundly that week would change my life.

I saw firsthand the struggles people face trying to meet their most basic needs without electricity. The images of young women traveling hours and hours a day to fetch water stuck with me. While deeply saddening, fast forward a decade and I'm equally as inspired by the power of clean energy and water to engage and transform. We took that grateful perspective and built GivePower into the phenomenal nonprofit organization it is today. With a dedicated international staff and the generosity of people like you, we've positively impacted over 1.7 million lives.

That impact has blossomed far beyond that small school in Zerebugu and even beyond Africa, now reaching people in 28 countries. We've powered thousands of schools, improved access to healthcare, provided clean water, preserved wildlife sanctuaries, and so much more. In 2023 alone, we deployed 44 new projects. We also operated 13 Solar Water Farms that now provide access to clean, affordable drinking water for over 865,000 people every day.

Unlike many nonprofits, who are often an arm's length from their supporters, GivePower's unique Trek program allows us to share the kind of life-changing experience I had in Mali. We completed our 100th Trek in 2023 and have now escorted nearly 1,000 people to Colombia, Nepal, Kenya and the Philippines to build their own solar projects. I cherish the letters I receive from those who participate. Their lives are changed forever just like mine.

I'm proud of what this organization has been able to accomplish over the last decade. At the same time, we can never forget that billions of people still live without access to a clean reliable source of water or electricity. As GivePower works to electrify the world with clean energy and transform the lives of those who need our help the most, I invite you to join the charge.

Hayes Barnard
Founder, Chairman, CEO



GivePower 2023 Impact



TREKS

Deliver life-changing, team-building experiences deploying clean energy projects in remote villages

28
TREKS

265
TREKKERS

1
NEW COUNTRY
LAUNCH

36,833
PEOPLE IMPACTED



SOLAR IMPACT PROJECTS

Provide clean energy solutions to developing regions that need them most

14
PROJECTS

3
NEW COUNTRIES

6
NON-PROFIT
PARTNERS

76,074
PEOPLE IMPACTED



SOLAR WATER FARMS

Create sustainable access to clean water in water-scarce regions around the world

3
NEW SITES
DEPLOYED

97 Million
LITERS OF WATER
DISTRIBUTED

13
SITES IN
OPERATION

213,560
MORE PEOPLE
WITH ACCESS TO
CLEAN WATER

TOTAL NEW PEOPLE IMPACTED IN 2023 **+326k**

CUMULATIVE IMPACTED LIVES SINCE 2013 **1.7+ million**

TEAM

OUR TEAM IS GLOBAL AND GROWING

Creating purposeful jobs for 113 team members



UNITED STATES
25 employees



COLOMBIA
13 employees



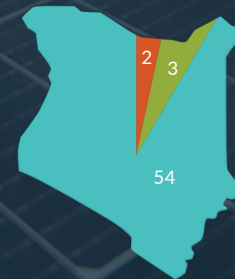
MEXICO
1 employees



HAITI
14 employees



TANZANIA
1 employee



KENYA
59 employees



Admin, Support & Fundraising



Treks



Solar Water Farms



Solar Impact Projects



TREKS

28 TREKS COMPLETED IN 2023

Positively impacting the lives of 36k+ beneficiaries and 265 volunteers



COLOMBIA
12 Treks



KENYA
8 Treks



NEPAL
2 Treks



THE PHILIPPINES
6 Treks

Treks allow donors to experience the change that they are creating by living in a community for a week while building a solar project

SOLAR IMPACT PROJECTS

NEW IMPACT PROJECTS FOR 2023

14 new projects improving the lives of over 76k people



CANADA

Camp Owakanze - 1,053 people

USA

Maui Wildfire Relief - 180 People

COLOMBIA

Acai Processing Plant - 3,522 people

BRAZIL

Mundruku Village Community Center - 130 People

ANGOLA

Water Pump & School - 4,500 people

DRC

Kolwezi - 1,170 People

KENYA

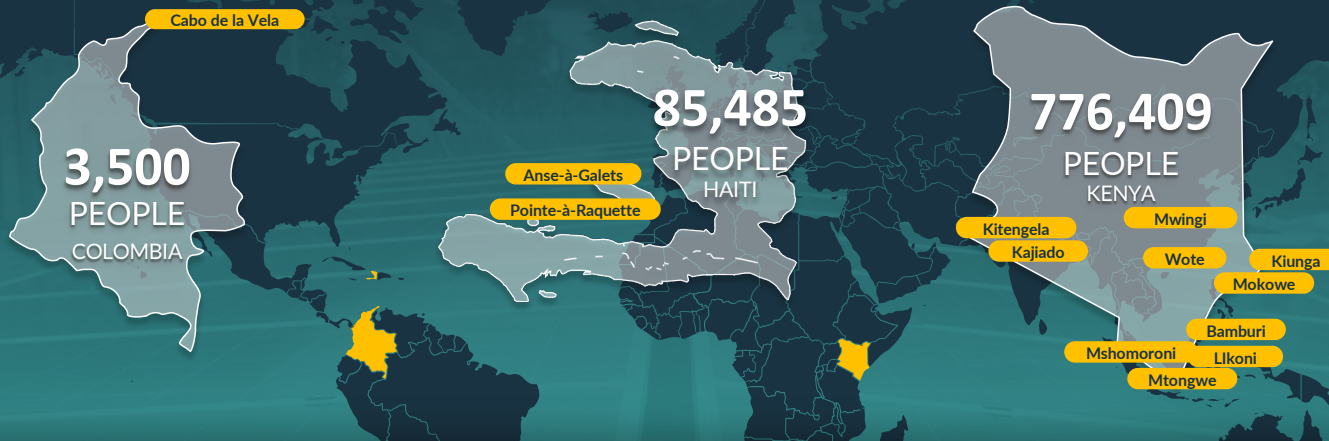
- E-Bikes Water Delivery
- Borana Rangers Stations - 2,646 people
- Ewaso Borehole Pump - 4,000 people
- Ol Pejeta Phase 1 - 35,000 people
- Solio Park Security - 13,832 people
- Wajir Girl's School - 1,988 people
- Esiteti Community Borehole - 900 people

ZAMBIA

Mapapa Village Orphanage - 6,153 people

SOLAR WATER FARMS

13 SOLAR WATER FARMS PROVIDE ACCESS TO CLEAN DRINKING WATER FOR 865,394 PEOPLE EVERY DAY



DEPLOYED 2018 - 2022

KIUNGA, KENYA - MAX
Commissioned: June 2018
Liters distributed to date: 23,544,782

ANSE A GALET, HAITI - MAX
Commissioned: May 2020
Liters distributed to date: 36,223,423

LIKONI, KENYA - MAX
Commissioned: Aug 2020
Liters distributed to date: 50,700,517

BAMBURI, KENYA - MAX
Commissioned: June 2021
Liters distributed to date: 38,007,065

CABO DE LA VELA, COLOMBIA - MOBI
Commissioned: Oct 2021
Liters distributed to date: 926,968

WOTE, KENYA - MOBI+
Commissioned: Mar 2022
Liters distributed to date: 4,428,247

KITENGELA, KENYA - Max
Commissioned: May 2022
Liters distributed to date: 28,682,686

MOKOWE, KENYA - MOBI
Commissioned: June 2022
Liters distributed to date: 1,654,963

MWINGI, KENYA - MOBI+
Commissioned: Nov 2022
Liters distributed to date: 3,260,469

MTONGWE, KENYA - Max
Commissioned: Dec 2022
Liters distributed to date: 12,758,230

DEPLOYED 2023

POINTE-A-RAQUETTE, HAITI - MOBI+
Commissioned: April 2023
Liters distributed: 472,579

KAJIADO TOWN, KENYA - MOBI+
Commissioned: July 2023
Liters distributed to date: 871,070

MSHOMORONI, KENYA - MAX
Commissioned: August 2023
Liters distributed to date: 1,707,686

2013 - 2023: A FEW HIGHLIGHTS

ALL-TIME IMPACT MEASUREMENTS

PROJECTS IN **28** different countries

POWERED **2,426** schools

INSTALLED **196** other solar systems

ESCORTED **979** volunteers on **100** Treks to developing regions

DEPLOYED **13** Solar Water Farms

IMPROVED THE LIVES OF

1,702,849 people

NORTH AMERICA

USA
Haiti
Canada
Bahamas
Mexico
Puerto Rico

ASIA

Nepal
Myanmar
Philippines

CENTRAL / SOUTH AMERICA

Nicaragua
Colombia
Brazil

AFRICA

Kenya	Malawi
Tanzania	Ethiopia
DRC	Ghana
Zimbabwe	Nigeria
Mozambique	Uganda
Senegal	Botswana
Burkina Faso	Zambia
Mali	Angola



TO GO FAR, GO TOGETHER

PARTNERSHIP IS POWERFUL

Together, we accomplish our missions faster and more effectively

We were grateful to electrify the following nonprofit organizations' projects this year:

- Amazon Watch
- Beast Philanthropy
- Conservation International
- Footprints of Hope
- Ol Pejeta
- Conservancy
- PARC
- Solio Conservancy
- Wild Bird Trust
- World Wildlife Foundation



Pictured: Background and top right, Solio Conservancy in partnership with World Wildlife Foundation. Left insert: Mr. Baraza a 3rd party water distributor from our Solar Water Farm in Likoni, Kenya on his new Lectric eBike in partnership with Beast Philanthropy

A large group of children in school uniforms are standing in front of a school building. They are holding up white signs that say "THANK YOU". The scene is set in a rural area with simple buildings and palm trees. The entire image has a teal color overlay.

GIVEPARTNERS

A GIVEPOWER FOUNDATION PROGRAM

GivePartners offers a **unique partnering opportunity for mission-driven organizations** that want to make a positive impact and enrich their company culture with a ready-made corporate social responsibility program.

THE FOUNDING GIVEPARTNER

goodleap®



With a donation for every loan they fund, **GoodLeap's generous contribution covers 100% of GivePower's administrative and support overhead.** This means 100% of every additional dollar donated goes directly to a project in the field.

GIVEPARTNERS

A GIVEPOWER FOUNDATION PROGRAM

We've created a movement with corporate partnerships.

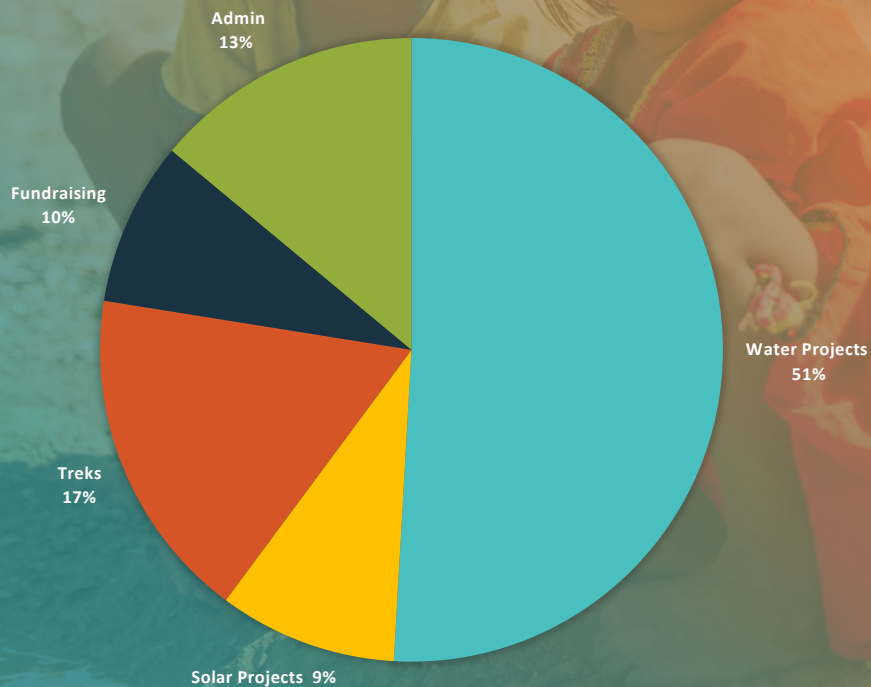


120 COMPANIES NOW SUPPORT GIVEPOWER WITH ONGOING CONTRIBUTIONS
OVER 90% OF PARTICIPANTS CONTRACT FOR **FIVE-YEAR TERMS**

Active GivePartners List 2023

FINANCIALS

2023 FINANCES



REVENUE	2022	2023	Change
Unrestricted contributions	5,092,552	4,090,283	(1,002,269)
Restricted contributions	6,305,999	5,562,489	(743,510)
Total Revenue	11,398,551	9,652,772	(1,745,779)

EXPENDITURES	2022	2023	Change
Water Program & Projects	3,789,540	5,022,860	1,233,320
Solar Impact Projects	1,315,773	914,306	(401,467)
Treks	1,566,577	1,711,848	145,271
Programs*	6,671,891	7,649,014	977,123
% of Expenses	77%	78%	1%
Fundraising & Marketing	751,951	839,509	87,558
Admin	1,288,238	1,378,725	90,487
Fundraising & Support	2,040,189	2,218,234	178,045
% of Expenses	23%	22%	-1%
Total Expenses	8,712,080	9,867,248	1,155,168
Change in Net Assets incl. Capital Costs	2,686,471	(214,476)	(2,900,947)

Reconciliation to GAAP Audit*		
Change in Work in Progress	(1,139,550)	1,105,884
Change in PP&E	1,599,940	258,014
Management Reporting/Budget Adjustments	460,390	1,363,898
Increase in Net Assets (per Audit)	3,146,861	1,149,422

*To provide a holistic view of Program Expenses, Work in Progress & other Capital Costs are included
Foreign Exchange translation is excluded, as it is not a pertinent indicator of GivePower's financial situation



WITH GRATITUDE

In 2023, GivePower was fortunate to further expand its impact and reach new milestones in delivering sustainable, clean-energy solutions to those who need them most. This progress would not have been possible without the incredible support of our donors, partners, and community. We are deeply humbled by the trust placed in us to carry out this meaningful work, and it remains a privilege to empower communities through the transformative power of clean energy.

Thank you for joining the charge and for continuing to support our mission of creating a brighter, more sustainable future for all.

GivePower Foundation 415 East St. Elmo, Suite #1-F1, Austin, TX 78745
www.givepower.org